



Reflection Shelving

Specification Guide

Reflection is a traditional steel cantilever shelving system proven to be cost-effective and robust across thousands of libraries. Fully compatible with the original Reska shelving system on which it is based, Reflection is extremely versatile making it ideal for both academic and public libraries.

With a vast range of accessories and enhancements available, including display end panels, shelf signage, bay headers and book supports, Reflection is a stylish and practical system that can be customised to suit individual requirements and used to define space, maintain the order of book stock and improve the customer experience.

Available as double-sided island units (static or on castors) and wall fixed/wall freestanding versions, with pre-defined starter and add-on bays, Reflection really does have outstanding versatility and endless possibilities.



Sizes available

What's the difference?

Our reference size is the industry standard sizing for shelving, and makes ordering from us a lot simpler. Please use the reference size when placing your order.

The actual size is primarily for use by architects and designers who need exact measurements for drawings and site layouts.

Reflection conforms to British Standards BS 4875-7: 2006 part 7 and BS 4875-8: 1998 Part 8, so you can specify with confidence.

Wall Fixed

	Reference Size (mm)	Actual Size (mm)	
		Starter Bays	Add-On Bays
Height	2100	2030	2030
	1800	1680	1680
	1500	1380	1380
	1200	1030	1030
Width	1000	1020	1010
	900	920	910
	750	770	760
Depth	200	215	215
	250	265	265
	300	315	315
	350	365	365

Important information

- Wall bars are shorter to allow for skirting.
- Double-sided units can be used with or without castors.
- Shelves available in epoxy coated steel with removable rear upstand.
- Adjustable in 25mm increments.
- 70mm x 30mm tube construction (2mm) with 0.9mm steel shelves & 1.5mm crossbars.
- Levelling feet (lockable castors available for island units).
- Drop-in style infill panels in a variety of finishes (slot between crossbars).
- Loading of up to 80kg per shelf.
- 2300mmH and 350mmD options are available. Prices and information upon application.
- On Wall Freestanding and Double Sided Island units, levelling feet adjustment can add up to 15mm to the actual height.

Wall Freestanding

	Reference Size (mm)	Actual Size (mm)	
		Starter Bays	Add-On Bays
Height	2100	2120	2120
	1800	1820	1820
	1500	1520	1520
	1200	1220	1220
Width	1000	1040	1020
	900	940	920
	750	790	770
Depth	200	287	287
	250	337	337
	300	387	387
	350	437	437

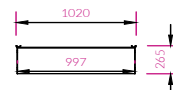
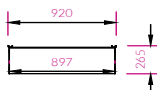
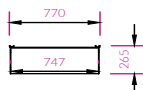
Double Sided Island

	Reference Size (mm)	Actual Size (mm)	
		Starter Bays	Add-On Bays
Height	2100	2120	2120
	1800	1820	1820
	1500	1520	1520
	1200	1220	1220
Width	1000	1040	1020
	900	940	920
	750	790	770
Depth	200	470	470
	250	570	570
	300	670	670
	350	770	770

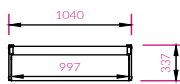
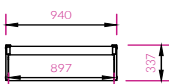
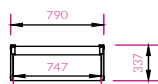
Plan View

Starter Bays Widths and Depths (mm)

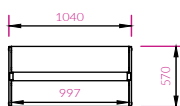
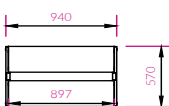
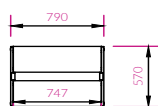
Wall Fixed



Wall Freestanding

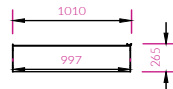
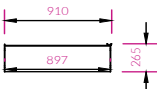
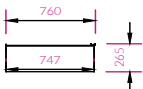


Double Sided Island

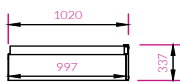
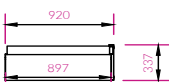
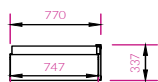


Add-On Bays Widths and Depths (mm)

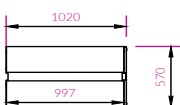
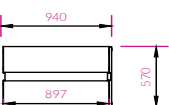
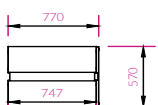
Wall Fixed



Wall Freestanding



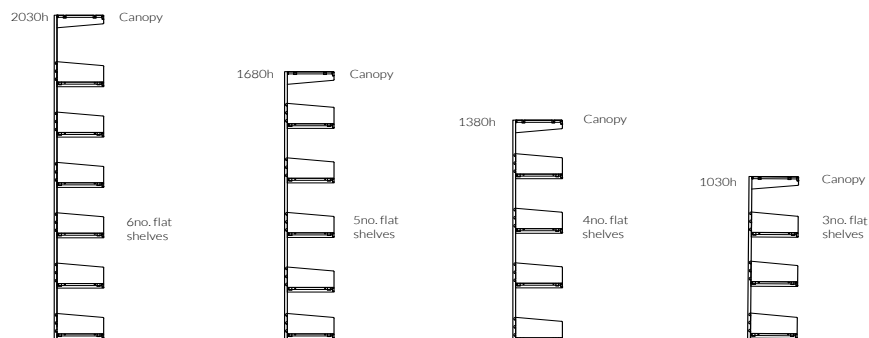
Double Sided Island



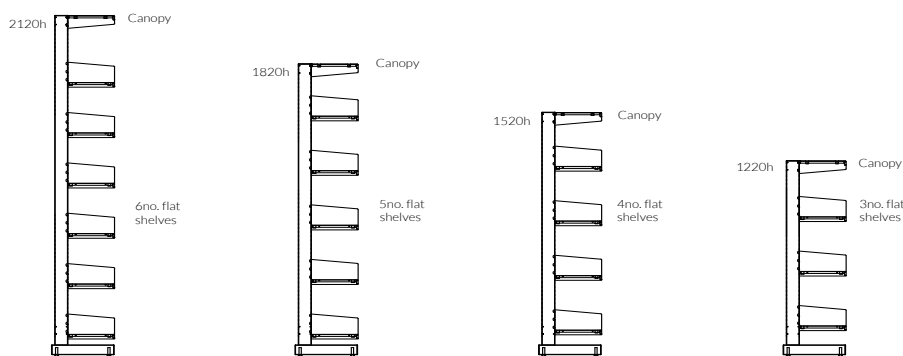
Elevations

Heights (mm)

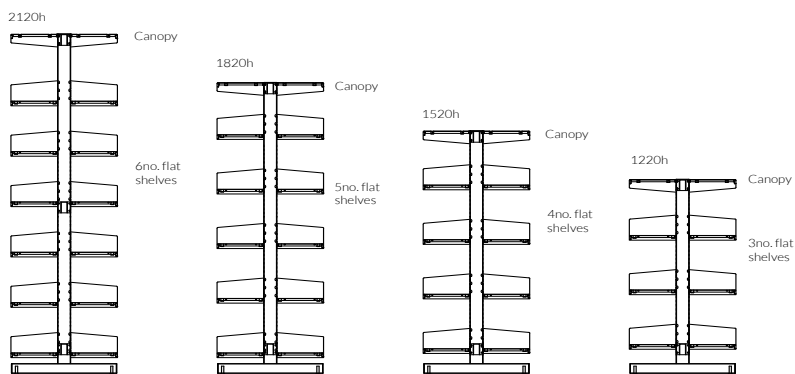
Wall Fixed



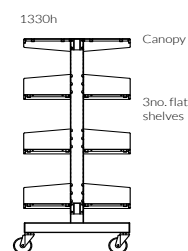
Wall Freestanding



Double Sided Island



Double Sided Island with Castors




Please note:

- All shelves are 280mm deep
- Levelling feet adjustment can add up to 15mm to the actual height of all Freestanding and Island units.


Accessories



Suspended Book Support



Magnetic Book Support



Conversion Bracket



Bay Headers



End Table



Standard & Locking Castors



Display/Storage Shelf



Shelf Front Signage

End panel options



Plain MFC



Laminated



Wow Display Panel



Acrylic



Steel Perforated




Slatted




Graphic

Steel Colours



White
RAL 9010



Light Grey
RAL 7035



Silver
RAL 9006



Anthracite
RAL 7016



Black
RAL 9005



Lacquer
Clear/ Matt Black

Band A Colours More MFC colour options are available upon request



White*
Egger W1000




Maple*
Krono 0375



Lugano Oak*
Krono 0687



Beech*
Krono 0381



Light Grey*
Egger U708



Dust Grey
Egger U732



Anthracite*
Krono 0164



Orange
Pfleiderer U16010



Carmine Red
Pfleiderer U17005



Zinc Yellow
Pfleiderer U15194



Olive
Pfleiderer U19509




Emerald
Krono U155

Band B Colours More MFC colour options are available upon request



Khaki
Pfleiderer U19512



Ice Blue
Pfleiderer U18148



Cirrus
Pfleiderer U18010



Java
Pfleiderer U18008




Ocean
Pfleiderer U18576



Granny Smith
Pfleiderer U19501



Cranberry
Pfleiderer U17019



Mimosa
Pfleiderer U17013



Ponderosa Pine
Pfleiderer R55004

Band C Colours More MFC colour options are available upon request



Shorewood
Egger H3090



Walnut
Egger H3734



Halifax Oak*
Egger H1180



Purple Jam
Unilin U140

Important Notes:

- The printing process or computer screen cannot reproduce exactly the subtle colours, textures and finishes of the decor range.
- Please review a sample prior to ordering.
- Some colours can be discontinued at short notice so please contact the office for availability.
- Items marked with * are available in 25mm thickness, all other finishes are available in 18mm.
- Other colours and grains are available upon request.
- Band B and C will incur additional charges

Head Office

Concept House,
Upton Valley Way East,
Pineham Business Park,
Northampton,
NN4 9EF

www.fglibrary.co.uk
enquiries@fglibrary.co.uk
01604 755954

London Showroom

84 Clerkenwell Road,
London,
EC1M 5RF

