



# Landscape Curve Shelving

Specification Guide

Curve is a highly adaptable addition to complement our Landscape shelving range to give your library space increased flexibility and style.

Use it to create private study spaces and quiet reading areas, or simply use the shaped units to add interest to a linear shelving design.



## Sizes available

### What's the difference?

Our reference size is the industry standard sizing for shelving, and makes ordering from us a lot simpler. Please use the reference size when placing your order.

The actual size is primarily for use by architects and designers who need exact measurements for drawings and site layouts.

### 90° Double Sided Island

	Reference Size (mm)	Actual Size (mm)
		<b>Starter Bays</b>
Height	1500	1510
	1200	1210
	900	910
		<b>With Castors</b>
Width	1500	1595
	1200	1295
	900	995
Width	1600	1581
Depth	586	586

### 45° Double Sided Island

	Reference Size (mm)	Actual Size (mm)
		<b>Starter Bays</b>
Height	1500	1510
	1200	1210
	900	910
		<b>With Castors</b>
Width	1500	1595
	1200	1295
	900	995
Width	1600	1564
Depth	586	586



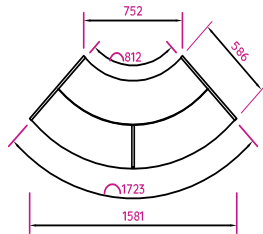
## 90° Double Sided Island with Seating

	Reference Size (mm)	Actual Size (mm)
Height		<b>Starter Bays</b>
	1500	1510
	1200	1210
		<b>With Castors</b>
	1500	1595
	1200	1295
Width	1700	1723
Depth	586	586

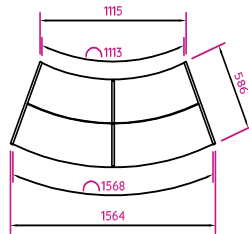


## Plan View

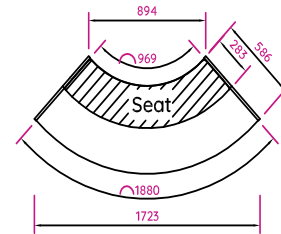
90 Degree Double Sided Island



45 Degree Double Sided Island



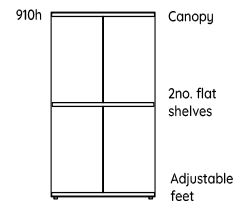
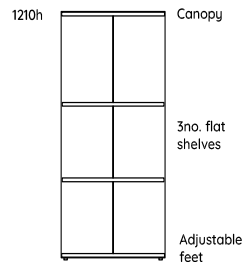
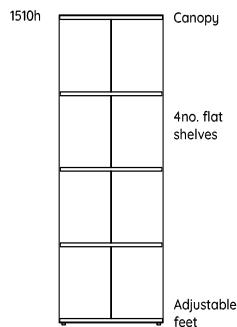
Double Sided Island with Seating



## Elevations

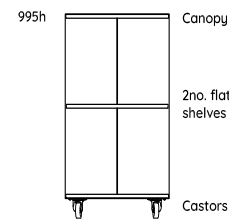
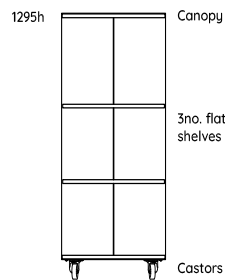
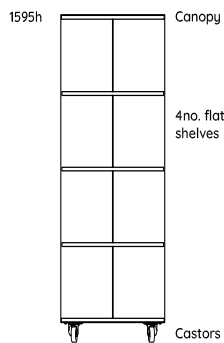
### Double Sided Island 90° & 45°

Please note: Actual shelf depth 285.5mm deep



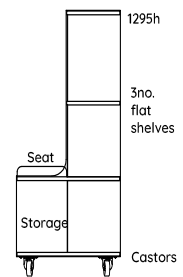
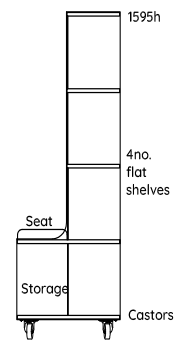
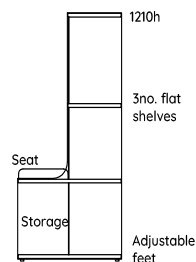
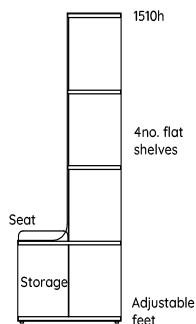
### Double Sided Mobile Island 90° & 45°

Please note: Actual shelf depth 285.5mm deep



### Double Sided Island with Seating

Please note: Actual shelf depth 291mm deep



**Please note:**

- Levelling feet adjustment can add up to 15mm to the actual height of all Island units.

# Colour Chart

## Band A



**White\***  
Egger W1000



**Maple\***  
Krono D375




**Lugano Oak\***  
Krono D687



**Beech\***  
Krono D381



**Halifax Oak\***  
Egger H1180



**Light Grey\***  
Egger U708



**Dust Grey**  
Egger U732



**Anthracite\***  
Krono U164



**Orange**  
Pfleiderer U16010




**Carmine Red**  
Pfleiderer U17005



**Zinc Yellow**  
Egger U628



**Olive**  
Egger U525



**Mamba**  
Egger U311




**Emerald**  
Egger U635

## Band B



**Khaki**  
Pfleiderer U19512



**Ice Blue**  
Pfleiderer U18148



**Cirrus**  
Pfleiderer U18010



**Java**  
Pfleiderer U18008




**Ocean**  
Pfleiderer U18576



**Fuchsia**  
Egger U339



**Dark Violet**  
F Unilin U138




**Mimosa**  
Pfleiderer U17013




**Ponderosa Pine**  
Pfleiderer R55004

## Band C



**Shorewood**  
Egger H3090



**Walnut**  
Egger H3734

### Important Notes:

- The printing process or computer screen cannot reproduce exactly the subtle colours, textures and finishes of the decor range.
- Please review a sample prior to ordering.
- Some colours can be discontinued at short notice so please contact the office for availability.
- Items marked with \* are available in 25mm thickness, all other finishes are available in 18mm.
- Other colours and grains are available upon request.
- Band B and C will incur additional charges

## Head Office

Concept House,  
Upton Valley Way East,  
Pineham Business Park,  
Northampton,  
NN4 9EF

[www.fglibrary.co.uk](http://www.fglibrary.co.uk)

[info@fgll.co.uk](mailto:info@fgll.co.uk)

01604 755954

## London Showroom

84 Clerkenwell Road  
London,  
EC1M 5RF

